



Participant Center Guide

Check out our brand-new Fundraising Participant Center!

Once you've registered for the walk, you can reach out to potential teammates and supporters to share the story of **WHY YOU WALK**.

Participants who use the online tools raise on average
20 times more funds than those who don't,
so let's get started!

Here's a step-by-step How-To Guide to maximize your fundraising to help defeat ALS!

[FUNDRAISING HOME](#)[EDIT PAGES ▼](#)[SEND EMAIL](#)[SOCIAL SHARING CENTER](#)

FUNDRAISING HOME

You're leading the movement to cure ALS!


Team:

Event:


Date:

Location:

Contact:



[YOUR PROGRESS](#)[TEAM PROGRESS](#)




\$200
Raised


\$250
Goal


80%
To Goal


[DONATE TO YOUR GOAL](#)[INCREASE YOUR GOAL](#)

**YOUR FUNDRAISING WILL
HELP FIND A CURE FOR ALS!**

[Update Your Pages ▼](#)

[Email Friends and Family ▼](#)

[Get Social ▼](#)

[Go Mobile ▼](#)

STEP 1 show your support

MAKE A PERSONAL DONATION

Start off strong by making a donation to your own team! Inspire your teammates and show them that you believe in the Walk to Defeat ALS.

HOW TO MAKE A SELF DONATION

1 Select "Log In to Fundraise"



Please log in to gain access to your Participant Center

FIND YOUR WALK AND REGISTER

LOG IN TO FUNDRAISE

DONATE

2 Click on "Donate to Your Goal"



3 Follow the prompts and fill in your information

GIFT INFORMATION

Donor Name for Recognition (If you leave this field blank, your contribution will be anonymous.)

*Select Gift Amount:

\$1,000.00

\$500.00

\$250.00

\$100.00

\$50.00

\$

Other Amount

☒ Yes, you can display the amount of my donation on the Walker's honor scroll

☐ Yes, this is an honor or memorial gift

4 Earn the "personal donation" badge!



I Made a Personal
Donation!

STEP 2

fundraise with facebook

Sync your fundraising page with Facebook! Use Facebook to update your status and schedule posts, and even raise funds!

HOW TO SYNC WITH FACEBOOK:

- 1 Log in to Fundraise from the home page of your event



Please log in to gain access to your Participant Center

FIND YOUR WALK AND REGISTER

LOG IN TO FUNDRAISE

DONATE

- 2 Click on the Social Sharing Tab



EVENT HOME

FUNDRAISE

DONATE

MENU

FUNDRAISING HOME

EDIT PAGES

SEND EMAIL

SOCIAL SHARING CENTER

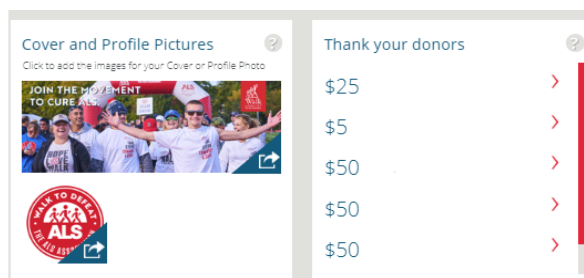
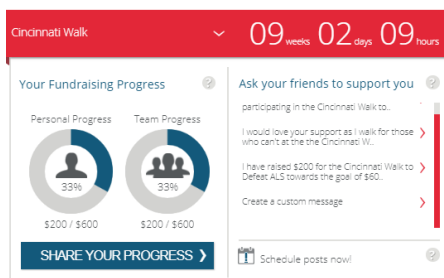
- 3 From the Social Sharing Center, select the option to connect your fundraiser with facebook.

CONNECT YOUR FUNDRAISER WITH FACEBOOK

Fundraise with Facebook and tap into the fundraising power of your social network!

fundraise with
facebook

- 4 When prompted, allow Facebook to access your participant center. From the app, you'll be able to reach your whole network.



Note: Due to recent privacy updates, Facebook will no longer be allowed to post on your behalf.

STEP 3

share your story

UPDATE YOUR PERSONAL (AND TEAM) PAGE

Your donors want to know WHY you're walking, so update your page with a photo or video, and be sure to **tell your story**. People who update their personal page raise three times more than people who don't!

HOW TO UPDATE YOUR PERSONAL PAGE:

- 1 Log in to Fundraise from the home page of your event



Please log in to gain access to your Participant Center

FIND YOUR WALK AND REGISTER

LOG IN TO FUNDRAISE

DONATE

- 2 On the home page, select the Edit Pages tab. (If you're a Team Captain, you can personalize your team page, too!)



- 3 Your personal page will open for editing in a **new window**

- 4 Edit your headline and story, and be sure to save your work often so you don't lose it! Use the formatting tools to add different colors or fonts.



STEP 4 personalize your page

HOW TO:

- 1 Create a custom URL to share with friends and family so they can easily make a donation




- 2 Add two photos or a video to illustrate your story



- 3 Edit your fundraising goal here!



- 4 You will earn badges to show off your milestones.



STEP 5 manage your contacts

AND YOUR CONTACTS TO YOUR FUNDRAISING CENTER

Friends and family are Your biggest supporters in the fight to defeat ALS. Add yours to your fundraising center to easily message and group them. All contacts are kept private — the ALS Association does not have access to them.

HOW TO:

- 1 Log in to Fundraise from the home page of your event



Please log in to gain access to your Participant Center

FIND YOUR WALK AND REGISTER

LOG IN TO FUNDRAISE

DONATE

- 2 From your fundraising center, select the Send Email tab

FUNDRAISING HOME

EDIT PAGES ▼

SEND EMAIL

SOCIAL SHARING CENTER

- 3 From the email center you can email all your contacts or specific groups. You can set these groups and name them "friends," "family," or "colleagues": - whatever works for you!

- 4 This section will be based on the actions of your supporters.

FUNDRAISING HOME EDIT PAGE SEND EMAIL SOCIAL SHARING CENTER

COMPOSE MESSAGE

Drafts 5

Sent Messages 7

CONTACTS

All Contacts 53

Never Emailed 50

Needs follow-up 3

Unthanked Donors 0

Donors 0

Non-Donors 53

Family 3

EMAIL ALL EMAIL SELECTED DELETE SELECTED ADD TO GROUP

ADD CONTACT IMPORT CONTACTS

ALL CONTACTS Search

Previous 1 2 3 4 5 Next

Contacts/Page 10

STEP 6

ask for support

SEND EMAILS FROM YOUR FUNDRAISING CENTER

DID YOU KNOW: The number one reason people don't give to charity is because they were never asked? Make asking easy by using our email templates that link directly back to your fundraising page!

HOW TO ASK FOR SUPPORT:

- 1 Log in to Fundraise from the home page of your event



Please log in to gain access to your Participant Center

FIND YOUR WALK AND REGISTER

LOG IN TO FUNDRAISE

DONATE

- 2 From your fundraising center, select the Send Email tab

STEP 7

spread the word

USE THE SOCIAL SHARING CENTER TO SPREAD THE WORD

Access sharable images and facts about ALS you can quickly post to your social media accounts. Include a link to your personal fundraising page to maximize donations!

HOW TO:

- 1 Log in to Fundraise from the home page of your event



FIND YOUR WALK AND REGISTER

LOG IN TO FUNDRAISE

DONATE

Please log in to gain access to your Participant Center

- 2 From your fundraising center, select the Social Sharing



IMPACT IMAGES

Share these images with your network to raise awareness and funds! You can also include a link directly to your personal page when you share. For reference, your personal page URL is:

<http://webalsa.org/site/TR/Walks/NorthCarolina?pk=377>

COPY



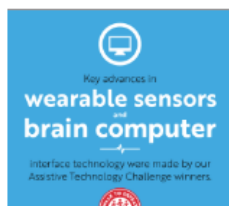
Share on Facebook



Share on Facebook



Share on Facebook



Share on Facebook



Share on Facebook



Share on Facebook

DOWNLOAD ALL

CONNECT YOUR FUNDRAISER WITH FACEBOOK

Fundraise with Facebook and tap into the fundraising power of your social network!

fundraise with facebook

Follow the instructions to connect your fundraising page to Facebook!

Use the Facebook icon to share these images directly to your page. Select "Copy" to copy your custom URL and share that as well. You can download all the images for other use, too!

SAMPLE SOCIAL POSTS

Invite your friends and family to learn more about ALS and encourage their support by copying and sharing these posts.

ALS is a progressive neurodegenerative disease that affects nerve cells in the brain and spinal cord. The disease is 100% fatal. You can help me change these facts by donating to the #WalktoDefeatALS today! <http://webalsa.org/site/TR/Walks/NorthCarolina?pk=377783&pg=personal&id=121950&ALS>

COPY

ALS takes away the ability to walk, drive, write, speak, swallow and breathe. But, with every scientific advance, we get closer to the cure. Please support me with a donation to the #WalktoDefeatALS today! <http://webalsa.org/site/TR/Walks/NorthCarolina?pk=377783&pg=personal&id=121950&ALS>

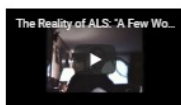
COPY

6,000 people are diagnosed with ALS each year and nearly 20,000 Americans are living with ALS today. These are more than statistics to me, because they affect someone I love. Please support me as #WalktoDefeatALS <http://webalsa.org/site/TR/Walks/NorthCarolina?pk=377783&pg=personal&id=121950&ALS>

COPY

Click "Get Link" to copy the video links and share them in email and on social media.


Spread your excitement for Walk to Defeat ALS by sharing a video with your friends and family!



GET LINK



GET LINK



GET LINK

Select "Copy" to copy this content and paste in emails or on social media.

STEP 8 track your progress

THANK YOUR SUPPORTERS AS YOU GET CLOSER TO YOUR GOAL

Now that your donations are growing, it's time to **thank** each of your generous supporters! As your thermometer climbs, don't forget to keep spreading the word by sharing on social media and asking your network for support.

HOW TO:

- 1 Log in to Fundraise from the home page of your event



Please log in to gain access to your Participant Center

FIND YOUR WALK AND REGISTER

LOG IN TO FUNDRAISE

DONATE

- 2 On your Fundraising Center Home, scroll down to the My Donors section

Use this button to download a list of all your donors

MY DONORS

Click here to email everyone you haven't thanked yet

DOWNLOAD

THANK ALL

Name	Amount	Date	Actions
[REDACTED]	\$5	5-22-18	[Email] [Checkmark] [Trash]
[REDACTED] View Personal Note	\$50	5-8-18	[Email] [Checkmark] [Receipt]
[REDACTED]	\$50	5-8-18	[Email] [Checkmark] [Receipt]
Anonymous View Personal Note	\$20	4-4-18	[Email] [Checkmark] [Receipt]
[REDACTED]	\$50	4-4-18	[Email] [Checkmark] [Receipt]

< 1 2 >

Click this icon next to a donor's name to send them a thank you email

Use these tools to control how many donors show per page

Donors/Page 5

Download and print donor receipts by clicking here

STEP 9

go the distance

MORE FUNDRAISING TOOLS

[Recent Fundraising Activity](#)

[Edit Your Profile](#)

[Edit Team Name](#)

[Fundraising Tips and Tools](#)

Check out these tools for helpful fundraising tips!

DOWNLOAD THE MOBILE APP

The Walk to Defeat ALS® mobile app is **FREE** and **EASY**! The user-friendly interface makes updating your personal page, adding photos, syncing to your Facebook account, and sending emails a breeze! Download the app on the Apple or Google Play store today.

TAKE THE MOVEMENT ON THE GO.



AVAILABLE FREE FOR
PHONES AND TABLETS

